

REVISIONS				
ZONE	REV	DESCRIPTION	DATE	APPROVED
-	2	ISSUED FOR USE (10 YEAR UPDATE)	11/13/2023	APG

GENERAL NOTES

The installation contractor is solely responsible for site safety. Site visits by Engineered Supply do not include review of the contractor's safety precautions. Installation drawings documenting the base materials and anchor bolts shall be provided by others and shall be reviewed by an experienced licensed engineer for all tieback and rope descent systems, or by a competent qualified person for all fall protection systems.

BASE MATERIALS Base material shall be structural steel, precast concrete, cast in place concrete, or equal with written approval from Engineered Supply.

Base material shall be capable of supporting the loads shown in accordance with the current applicable codes for the project location.

ANCHOR BOLTS Anchor bolts shall be strictly per Engineered Supply's recommendations or reviewed by an experienced licensed engineer. Anchor bolts shall consist of 2- 1/2"Ø 300 series stainless steel or hot dipped galvanized steel materials.

Anchor bolt embedment varies, and shall be determined by the base material for the specific installation.

Anchoring systems shall be Hilti HY270 adhesive, Hilti HY200 adhesive, Hilti HDA Undercut, Hilti Kwik Bolt TZ, cast in place threaded rods with embedded double nuts and washer, through bolt or equal anchor with written approval from Engineered Supply.

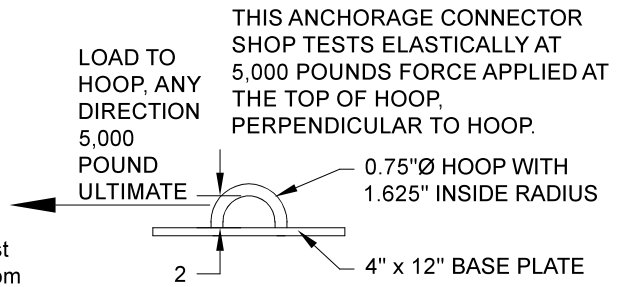
All anchors shall be installed in strict accordance with the anchor manufacturer's instruction.

100% of adhesive anchors require tensile pull test to a force equivalent to the test load. Anchor bolts shall have deformed thread nuts, or permanent thread locking chemical to prevent loosening. Anchor fasteners shall be torqued with a calibrated wrench in accordance to the anchor manufacturer's literature.

INSPECTION AND TRAINING All fall protection and suspended maintenance equipment shall be selected or designed by others. Usage shall comply with the current version of the ANSI IWCA 114.1. Systems users to inspect all equipment prior to each use, including all visible attachment points, locks, and pins to ensure all equipment is in safe working order. All users shall be trained on proper use of the equipment, as well as knowing and complying with OSHA, ANSI and other pertinent life safety regulations.

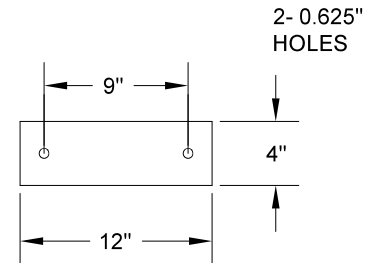
Equipment for rope descent and tie back use shall be initially load tested under the direction of a licensed engineer and annually inspected by a competent qualified person. Equipment shall be re-certified within 5 years.

BUILDING ENVELOPE Installation and materials surrounding the anchor shall be designed by others in compliance with the applicable manufacturer's instructions and shall maintain the existing building warrantee as applicable.



STANDARD PLATE ANCHOR ASSEMBLY

STOCKED IN HOT DIP GALVANIZED, 304 STAINLESS, OR 316 STAINLESS, THESE STOCKED PRODUCTS ARE COMPLIANT WITH ANSI Z359.18-T, IBC, AISC, AWS, IWCA I-14.1, OSHA, AND CAL-OSHA.



BASE PLATE HOLE PATTERN
PLATE THICKNESS IS 0.5"


STANDARD PLATE ANCHOR - XXXXXXXXXXXXX

MODEL _____

FINISH OPTIONS:
HOT DIP GALVANIZED
304 STAINLESS
316 STAINLESS

OPTION TO ADD 1/4", 1/2", OR 1" THERMAL INSULATION

ORDERING INFORMATION



ENGINEERED SUPPLY

201 2ND AVE SOUTH
BAYPORT, MINNESOTA 55003

651-439-0932
ENGINEEREDSUPPLY.COM

THIS DRAWING AND THE DESIGN SHOWN IS THE SOLE PROPERTY OF ENGINEERED SUPPLY.

STRONGTOP®		
Permanent Suspended Maintenance		
ES P/N 902001-001		
DATA SHEET, STANDARD PLATE ANCHOR, 5000 LB, 2- HOLE, 9" GAGE		
SIZE	-	DWG NO.
8.5x11	-	902001-001
SCALE	1" = 1'-0"	SHEET
		1 of 1